

Product Description

LF-AAA030B0750-42 is a 30W constant current flicker free LED driver. It has 0-10V/PWM/Rx dimming functions. The input voltage is 220-240Vac. The output current can be adjusted via the DIP switch from 400mA to 750mA, 50mA a step.

Features

- IP20
- Suitable for Class II light fixtures
- Constant current output. The output current can be adjusted via the DIP switch
- Built-in active PFC function
- Standby power consumption is less than 0.5W
- 0-10V/PWM/Rx dimming function
- 5-year warranty (Please refer to the warranty condition.)

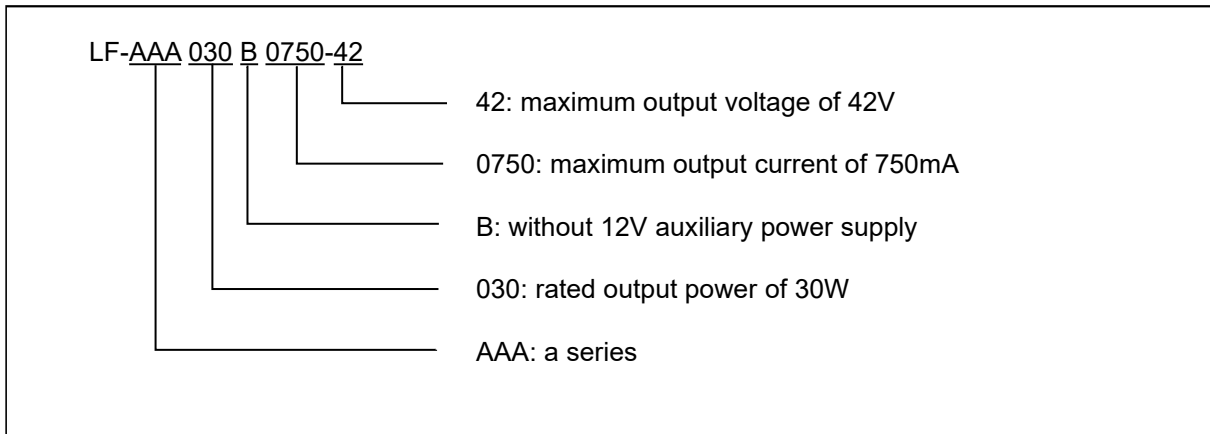


Applications

- Indoor office lighting
- Decorative lighting
- Commercial lighting
- Residential lighting



Product Naming



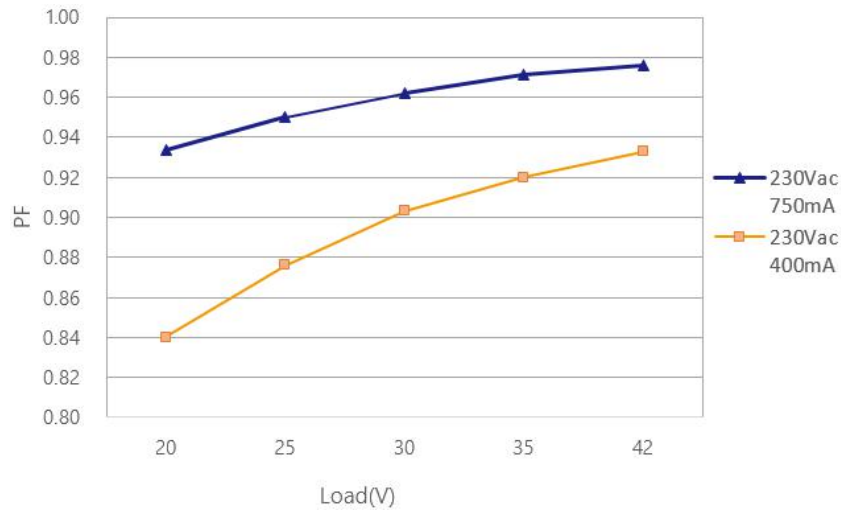
Electrical Characteristics

Model		LF-AAA030B0750-42							
Output	Output Voltage	9-42V							
	Output Current	Current adjustable via the DIP switch, please refer to the DIP Switch Table							
		400mA	450mA	500mA	550mA	600mA	650mA	700mA	750mA
	Flicker Index	IEC-Pst \leq 1; CIE SVM \leq 0.9; Modulation Depth \leq 1% Meet with flicker free standard (IEEE Std 1789-2015)							
	Ripple Current	<10% (rated current)							
	Current Tolerance	\pm 5% (20-42V); \pm 10% (9-20V)							
	Temperature Drift	\pm 10%							
Start-up Time	<0.5S@230Vac								
Input	Input Voltage	220-240Vac (voltage limit: 198-264Vac)							
	DC Input Voltage	180-280Vdc							
	Input Frequency	47Hz-63Hz							
	Input Current	0.3A Max.							
	Power Factor	\geq 0.9 @230Vac							
	THD	\leq 15% @230Vac (full load)							
	Efficiency	\geq 82%	\geq 83%	\geq 84%					
	Inrush Current	\leq 60A & 260uS @230Vac							
	Load Quantity Carried by the Circuit Breaker	Circuit Breaker Model	B10	C10	B16	C16			
		Quantity (pcs)	25	40	40	64			
	Leakage Current	\leq 0.5mA							
Standby Power Consumption	\leq 0.5W (DIM OFF)								
Protection	Open Circuit	<59V							
	Short Circuit	Constant current mode							
Environment Description	Operating Temperature	-20 $^{\circ}$ C~+45 $^{\circ}$ C							
	Operating Humidity	20-90%RH (no condensation)							
	Storage Temperature/Humidity	-30 $^{\circ}$ C~+ 60 $^{\circ}$ C (six months under class I environment);							
		10-95%RH (no condensation)							
Atmospheric Pressure	86KPa~106KPa								

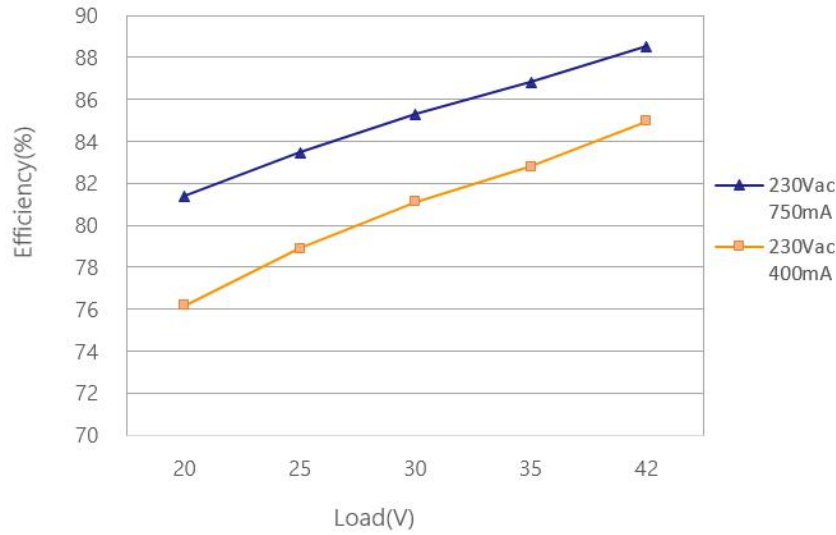
Safety & Electromagnetic Compatibility	Certifications	TUV-ENEC, CE, CB, RCM, CCC
	Withstanding Voltage	I/P-O/P: 3.75KV, 5mA, 60S
	Insulation Resistance	I/P-O/P: >100MΩ @ 500Vdc
	Safety Standards	ENEC: EN61347-1: 2015, EN 61347-2-13: 2014/A1: 2017, EN 62384: 2016/A1: 2009 CE-LVD: EN 61347-2-13: 2014/A1: 2017, EN 61347-1: 2015, EN 62493: 2015 RCM: AS 61347.2-13: 2018 CB: IEC 61347-1: 2015, IEC61347-2-3: 2014, IEC 61347-2-13: 2014/AMD1: 2016 CCC: GB19510.1-2009, GB19510.14-2009
	EMI	CE-EMC/RCM: EN55015, EN61000-3-2, EN61000-3-3 CCC:GB/T17743, GB17625.1, GB17625.2
	EMS	CE-EMC/RCM: EN61000-4-2, 3, 4, 5 (lightning strike 1KV), 6, 11 CCC: GB/T17626.2, 3, 4, 5 (lightning strike 1KV), 6, 11
Others	IP Rating	IP20
	RoHS	RoHS 2.0 (EU) 2015/863
	Warranty Condition	5 yrs (Tc≤78℃)
Remarks	<ol style="list-style-type: none"> 1. It is recommended that customer should install over voltage, under voltage and surge protection devices in the power supply circuits of the light fixtures to ensure safety before connecting to electricity. 2. Please disconnect AC input before switching output current via the DIP switch. 3. The PC cover, casing, end caps and other parts of the LED driver inside the LED light fixture must conform to UL94-V0 flammability standard or above. 4. As an accessory, the LED driver is not the only factor determining the EMC performance of the LED light fixture. The structure and the wiring of the light fixture are also relevant. Thus it's strongly recommended the LED light fixture manufacturer should re-confirm the EMC of the whole LED light fixture. 5. Unless otherwise stated, the parameters above are test results under these conditions: ambient temperature 25℃, humidity 50%, 100% load, maximum output current and input voltage 230Vac. 	

Product Characteristic Curves

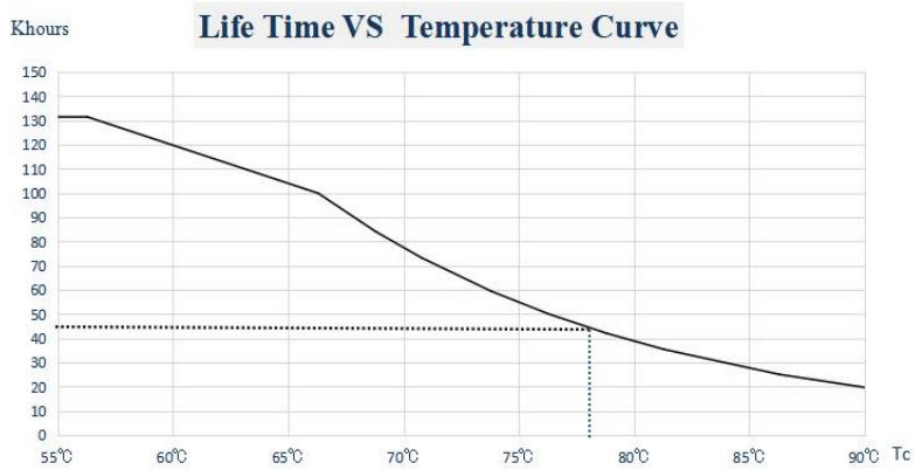
■ PF Curve



■ Efficiency Curve



■ Lifetime Curve



Instructions of Dimming Operation

■ Terminals

INPUT

DIM+	Positive electrode input of 0-10V/PWM/Rx dimming
DIM-	Negative electrode input of 0-10V/PWM/Rx dimming
AC-L	Input terminal of AC live wire
AC-N	Input terminal of AC neutral wire

OUTPUT

LED+	Positive electrode output of the driver
LED-	Negative electrode output of the driver

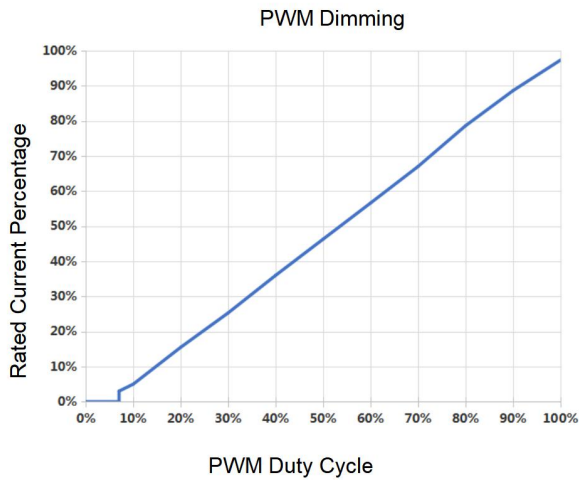
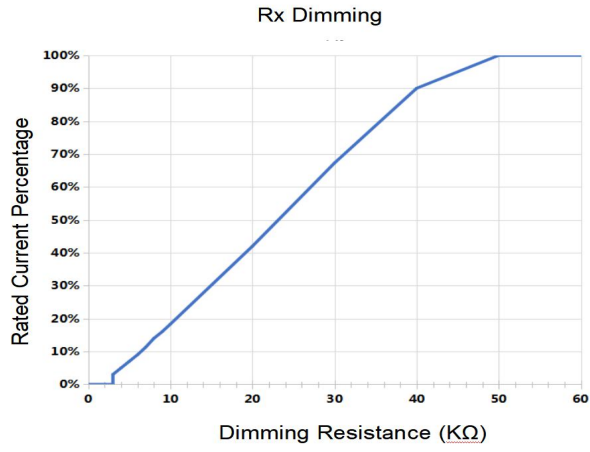
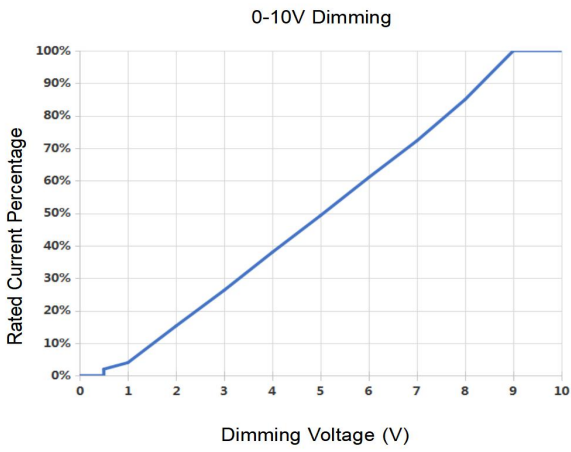
■ DIP Switch Table

I rated (CC)	1	2	3	4
750mA	OFF	OFF	OFF	OFF
700mA	OFF	OFF	OFF	ON
650mA	OFF	OFF	ON	OFF
600mA	OFF	OFF	ON	ON
550mA	OFF	ON	OFF	OFF
500mA	OFF	ON	OFF	ON
450mA	OFF	ON	ON	OFF
400mA	OFF	ON	ON	ON

Remark: Except the settings mentioned in the table above, other DIP switch settings are default to be the maximum current 750mA.

■ Operation Instructions of 0-10V/PWM/Rx Dimming

- Connect the 0-10V, PWM or Rx signal to the DIM terminals. Positive electrode connects to DIM+, negative electrode connects to DIM-.
- In 0-10V dimming mode, when the input voltage is less than 0.3V, the light will be turned off. When it's more than 0.5V, the light will be turned on. ($\pm 0.2V$ tolerance is acceptable.)
- The minimum dimming depth of 0-10V dimming is 0.1%.
- The dimming depth of PMW dimming is 0.1%.
- The dimming depth of Rx dimming is 0.1% (with a 50K Ω potentiometer).
- DIM+/- (no signal connection): 100% rated output current.



Label

Lifud LED Driver(LED控制装置) Model: LF-AAA030B0750-42
 Input: 220-240V ~ 50/60Hz Max.0.3A tc:90°C
 U out: 59V= PF:>0.9C P rated:31.5W(Max)
 For Australia and New Zealand,the marking label with

INPUT
 DIM+
 DIM-
 AC-N
 AC-L
 0.75-1.5□
 Dimmable
 0.1%-100%

Output current and setting table Control Mode:0-10V&Resistance&PWM

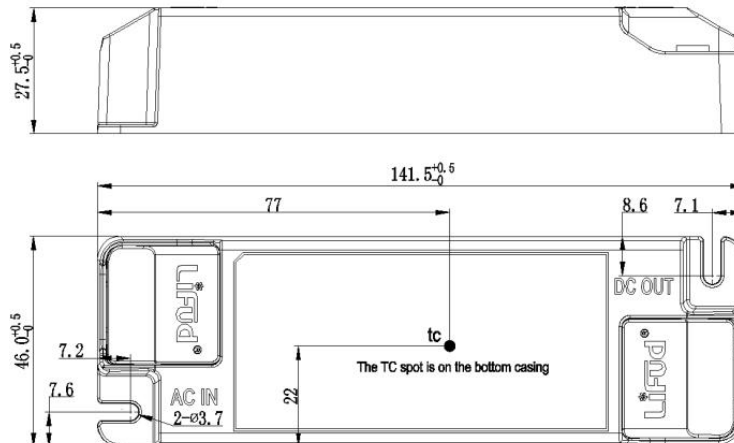
ta	VoDC	I rated(CC)	1	2	3	4
45°C	9-42V	750mA	OFF	OFF	OFF	OFF
		700mA	OFF	OFF	OFF	ON
		650mA	OFF	OFF	ON	OFF
		600mA	OFF	OFF	ON	ON
		550mA	OFF	ON	OFF	OFF
		500mA	OFF	ON	OFF	ON
450mA	OFF	ON	ON	OFF		
400mA	OFF	ON	ON	ON		

Preparation for input and output

For LED modules only
 www.lifud.com
 Made in China
 (中国制造)

OUTPUT
 LED+
 LED-
 0.5-1.0□

Structure & Dimensions (unit: mm)



Packaging Specifications

Model	LF-AAA030B0750-42
Packaging Dimensions	385*285*210 mm (L*W*H)
Quantities	10 pcs/layer; 6 layers/ctn; 60 pcs/ctn
Weights	136g/pc; 8.6Kg±5%/ctn

Transportation & Storage

■ Transportation

- Suitable transportation means: vehicles, boats and aircraft.
- During transportation, there should be awnings for rain protection and sun protection. Civilized loading and unloading are required. There should be no severe vibration or impact.

■ Storage

- Storage in accordance with the provisions of Class I environment. For products which have been stored for more than six months, they mustn't be used until they pass the re-inspection.

Attention

- Please use this product according to its specifications otherwise there may be malfunction.
- Use light fixtures that have not been certified or are not compatible with the LED drivers may cause fire or other hazards.
- Man-made damage, any use beyond the specification and non-original-factory modification are not covered by warranty.

Remark: The final interpretation right of the contents of this data sheet belongs to Lifud Technology Co., Ltd.

Change Resume

Version	Content of Change	Date	Remark
V1.0	Formal release	18 JUL 2021	